


Students steps to watch Livestream recordings.

To View the recordings for this class follow these steps.

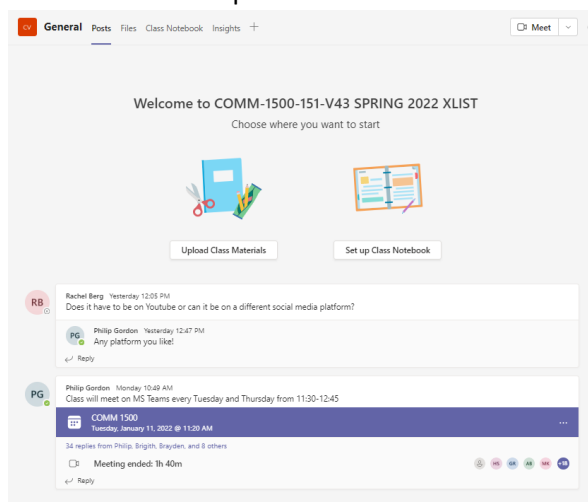
1. Login to your Canvas Class
2. Choose MICROSOFT TEAMS CLASSES in the left menu like you do when you attend class.



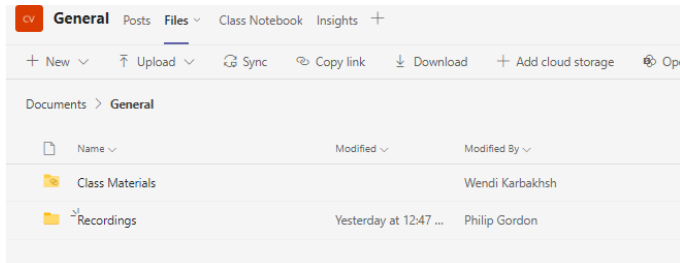
3. Select the class button to go to TEAMS



4. At the top of the General screen you will see some tabs POSTS FILES CLASS NOTEBOOK Choose the FILES option



5. Folders will be listed. Click on RECORDINGS



6. The list of recordings will be listed. The modified date will tell you the date of the class recording. Double click to watch the recording of the class.

